

# SL-Tibia Nailing System-


For Secure and Stable fixation.

**Miraclus**<sup>®</sup>  
Implanting LIFE



# SL-Tibia Nailing System-

For Secure and Stable fixation.




## Indication:

- Tibial shaft & Distal tibial fracture's.

## Feature:


- Proximal bend of Tibia nail 10.5°.
- Entry point AP view: Lateral tubercle of the intercondylar eminence.  
ML view: Ventral edge of the Tibial plateau.
- Proximal and Distal Locking is carried out with 4.0 mm Locking bolt.

### Proximal Locking



Medial-Lateral locking - 2 nos.

### Distal Locking



Medial-Lateral Locking - 2 nos.  
Anterior-Posterior Locking - 2 nos.

## Nail Sizes :

| Dia (mm) | Length (mm) |     |     |     |     |     |     |     |
|----------|-------------|-----|-----|-----|-----|-----|-----|-----|
|          | 285         | 300 | 315 | 330 | 345 | 360 | 375 | -   |
| 8        | 285         | 300 | 315 | 330 | 345 | 360 | 375 | -   |
| 9        | 285         | 300 | 315 | 330 | 345 | 360 | 375 | -   |
| 10       | 285         | 300 | 315 | 330 | 345 | 360 | 375 | 390 |