
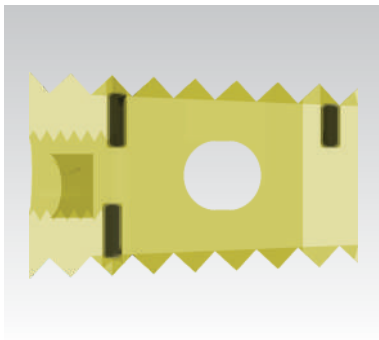


ACC™ -Cervical Cage System



Sizes :


Material	Width	Height (mm)
PEEK	14	4, 5, 6, 7, 8
	16	4, 5, 6, 7, 8
Titanium	14	4, 5, 6, 7, 8
	16	4, 5, 6, 7, 8



- X-ray markers allows 3D-Visualization and radiological Identification.



- Large grafting area to optimize bone fusion.



- Implant teeth reduces likelihood of migration in any direction.



ACC™ -Cervical Cage System



Instrument Set

